

# RCLDR-SS450-9U-A

## Single Section 9U Wall Mount Cabinet 600mm x 450mm



### Description

The LDR single section hanging cabinets of the mounting height 9U are most often used in close circuit television, security alarm, and access control system installations. Apart from security and organization, they provide quick access to the elements mounted inside. The glass in the front door is made of smoked tempered glass with a thickness of 5mm. Apart from the possibility to mount devices in 19-inch standard, other devices that are not compatible with the rack system (such as switches or recorders) may be placed in the cabinets with the use of shelves. A wide range of optional accessories allows to adjust the cabinet to your own needs.

### Key Features

#### Top Cover with Fans (Optional)

- 120mm\*120mm fans can be preinstalled on the top cover

#### Removable Side Panel

- Removable side panel simplifies your installation of accessories and monitoring of IT Equipment

#### Reinforcing Triangle Metal in the Corner

- Reinforcing triangle metal in each corner to make the structure of the rack more solid

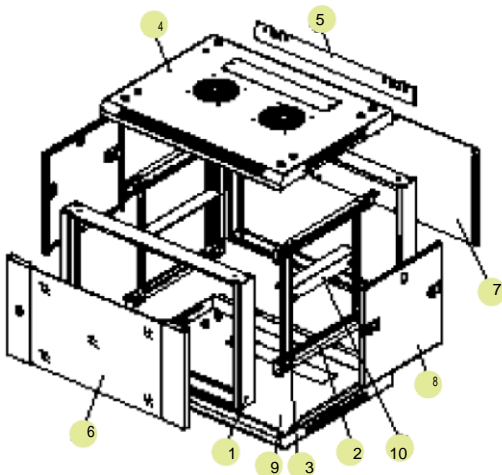
#### Easy Cable Entry

Cable entry on both of top cover and bottom panel

#### Toughened glass front door

- Reliable and rigid construction ensure max 60KG static loading capacity

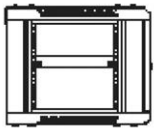
### WSS Series Cabinet - Components



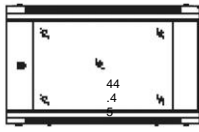
S/N	Name	Quantity
1	Frame	2
2	Horizontal bracket	4
3	Vertical rail	4
4	Top cover	1
5	Bottom panel	1
6	Front door	1
7	Rear panel	1
8	Side panel	2
9	Mounting bracket	0
10	L-shaped bracket	0

# Single Section Wall Mount Cabinet

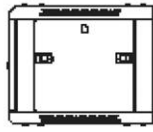
## Main Dimension



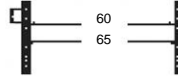
Left View



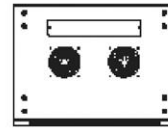
Front View



Right View



Mounting Dimension

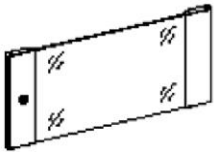


Top View

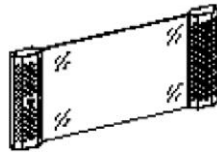


Rear View

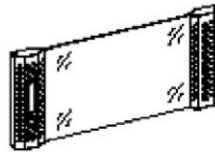
## Optional Doors



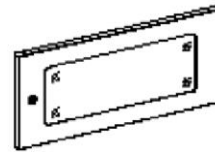
**Door:** Tempered glass  
**Lock:** Small Round



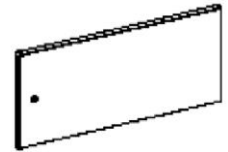
**Door:** Tempered glass with vented holes  
**Lock:** Small Round



**Door:** Tempered glass with vented holes  
**Lock:** Spring



**Door:** Tempered glass  
**Lock:** Small Round



**Door:** Solid Iron  
**Lock:** Small Round

## Specification

Part Number	Capacity (U)	Width	Depth	Assembled Height	Box Dimension
<b>RCLDR-SS450-9U-A</b>	9	600 mm	450 mm	500 mm	620x480x500mm

**Note:** Hardware: 10 sets cage nuts

## Optional Accessories

- Fixed Shelf
- Sliding Shelf
- Cable Management
- Cooling Solution
- Air Flow Management
- PDU

The dimensions and specifications in this document are for reference purposes only and are subject to change without notice.

Consult [www.leadersystems.com.au](http://www.leadersystems.com.au) for the latest dimensions and design specifications.

